

**COLLECTOR RATES SITUATED WITHIN  
TEHSIL FARIDABAD DISTT. FARIDABAD  
FOR THE  
2019-2020**



# RATES OF THE LAND SITUATED WITHIN TEHSIL FARIDABAD DISTT. FARIDABAD FOR THE YEAR 2019-2020

1

Sr. No	Name of Villages	Present Rate Per Acre Phase-I 2019-20	Proposed Rate Per Acre Phase-II 2019-20	Inc/Dec %	Residential Per Sq Yds Phase-I 2019-20	Proposed Residential Phase-II 2019-20		Inc/Dec %	Present Rate Commercial Per Sq. Yds Phase-I 2019-20	Proposed Commercial Phase-II 2019-20		Inc/Dec %
						Per sq. yds	Per sq. mtrs			Per sq. yds	Per sq. mtrs	
1	BADOLI	1,56,00,000	1,56,00,000	0%	12000	12000	14352	0%	25000	25000	29900	0%
2	PREHLAD PUR MAJRA	1,56,00,000	1,56,00,000	0%	12000	12000	14352	0%	25000	25000	29900	0%
3	BUDENA	1,56,00,000	1,56,00,000	0%	12000	15000	17940	25%	25000	25000	29900	0%
4	FARIDABAD MOJA	2,10,00,000	2,10,00,000	0%	15500	17000	20332	12%	25000	25000	29900	0%
5	BASELWA	1,56,00,000	1,56,00,000	0%	12300	15000	17940	22%	25000	25000	29900	0%
6	FATEHPUR CHANDILA	7500000	7500000	0%	14000	14000	16744	0%	19000	19000	22724	0%
7	MAWAI	7500000	7500000	0%	8300	10000	11960	20%	14000	14000	16744	0%
8	ATMAD PUR	7500000	7500000	0%	12000	12000	14352	0%	17000	20000	23920	20%
9	TILPAT	7300000	7300000	0%	12000	12000	14352	0%	17000	20000	23920	20%
10	PALLA	7500000	7500000	0%	11400	13000	15548	18%	17000	20000	23920	20%
11	SEHAT PUR	6400000	6400000	0%	9300	10000	11960	10%	15000	15000	17940	0%
12	AGWAN PUR	5800000	5800000	0%	10000	12000	14352	20%	14000	17000	20332	20%
13	ISMAIL PUR	5700000	5700000	0%	8200	10000	11960	27%	14000	15000	17940	8%
14	BASANT PUR	5100000	5100000	0%	8000	10000	11960	12%	14000	15000	17940	8%
15	SALAR PUR	4000000	4000000	0%	8500	8500	10166	0%	15000	15000	17940	0%
16	NASURPUR	4000000	4000000	0%	8000	8000	9568	0%	14000	15000	17940	8%
17	ASALAT PUR	4000000	4000000	0%	10000	10000	11960	0%	14000	15000	17940	8%
18	DADASIYA	4000000	4000000	0%	8000	8000	9568	0%	14000	15000	17940	8%
19	BANDA PUR	5000000	5000000	0%	8000	8000	9568	0%	14000	15000	17940	8%
20	WAZIR PUR	1,56,00,000	1,56,00,000	0%	12000	12000	14352	0%	25000	25000	29900	0%
20a	WAZIRPUR (OUT OF R-ZONE)	7500000	7500000	0%	8000	12000	14352	50%	14000	25000	29900	30%

Sub Registrar  
Faridabad

Distt. Revenue Officer  
Faridabad

Sub Divisional Officer (c)  
Faridabad

District Collector  
Faridabad



# RATES OF THE LAND SITUATED WITHIN TEHSIL FARIDABAD DISTT. FARIDABAD FOR THE YEAR 2019-2020

Sr. No	Name of Villages	Present Rate Per Acre Phase-I 2019-20	Proposed Rate Per Acre Phase-II 2019-20	Inc/Dec %	Residential Per Sq Yds Phase-I 2019-20	Proposed Rate Residential Phase-II 2019-20		Inc/Dec %	Present Rate Commercial Per Sq. Yds Phase-I 2019-20	Proposed Rate Commercial, Phase-II 2019-20		Inc/Dec %
						Per sq. yds	Per sq. mtrs			Per sq. yds	Per sq. mtrs	
21	PALWALI	1,53,00,000	1,53,00,000	0%	12000	12000	14352	0%	25000	25000	29900	0%
22	TIKAWALI	1,53,00,000	1,53,00,000	0%	12000	12000	14352	0%	25000	25000	29900	0%
22a	TIKAWALI (OUT OF R- ZONE)	6150000	6150000	0%	8000	12000	14352	50%	13000	25000	29900	40%
23	BADSHAHPUR	1,53,00,000	1,53,00,000	0%	12000	12000	14352	0%	25000	25000	29900	0%
24	REWAJPUR	1,02,00,000	1,02,00,000	0%	12000	12000	14352	0%	25000	25000	29900	0%
25	DHADHAR	4000000	4000000	0%	8000	8000	9568	0%	14000	14000	16744	0%
26	SHER PUR KHADAR	4000000	4000000	0%	8000	8000	9568	0%	14000	14000	16744	0%
27	LAL PUR	4000000	4000000	0%	8000	8000	9568	0%	14000	14000	16744	0%
28	KIDAWALI	4100000	4100000	0%	8000	9000	10764	10%	14000	14000	14744	0%
29	KHERI KALAN	1,50,00,000	1,50,00,000	0%	12000	12000	14352	0%	28000	28000	33488	0%
30	BHATOLA	1,53,00,000	1,53,00,000	0%	12000	15000	17940	25%	30000	30000	35880	0%
31	KHERI KHURD	1,50,00,000	1,50,00,000	0%	10000	12000	14352	20%	28000	28000	33488	0%
32	BADARPUR SAID	6000000	6000000	0%	6500	8000	9568	23%	13000	13000	15548	0%
33	TAJUPUR	6500000	6500000	0%	6000	6000	7176	0%	13000	13000	15548	0%
34	BHUPANI	8500000	8500000	0%	6500	8000	9568	20%	13000	13000	15548	0%
35	BHASKOLA	5000000	5000000	0%	6000	6000	7176	0%	13000	13000	15548	0%
36	MAHAWATPUR	5000000	5000000	0%	6000	6000	7176	0%	13000	13000	15548	0%
37	NACHOLI	8500000	8500000	0%	6000	8000	9568	30%	13000	13000	15548	0%
38	MAUJMABAD	4000000	4000000	0%	7000	7000	8372	0%	13000	13000	15548	0%
39	CHAK MAJAI	5000000	5000000	0%	6500	6500	7775	0%	13000	13000	15550	0%



Sub Registrar  
Faridabad



Distt. Revenue Officer  
Faridabad



Sub Divisional Officer (c)  
Faridabad

District Collector  
Faridabad



# RATES OF THE LAND SITUATED WITHIN TEHSIL FARIDABAD DISTT. FARIDABAD FOR THE YEAR 2019-2020

3

Sr. No	Name of Sector	Residential						Commercial					
		Phase-I 2019-20 Upto 500 SQ	Proposed Rates Upto 500 sq yds Phase-II, 2019-20	Inc./ Dec. %	Phase-I 2019-20 Above 500 Sq	Proposed Rates Above 500 Sq Phase-II, 2019-20	Inc./ Dec. % Per sq yds	Booth Per Sq Yds Phase-I 2019-20	Proposed Rates Booth Phase-II 2019-20	Inc./ Dec. %	S.C.F Per Sq. Yds Phase-I 2019-20	Proposed Rates_S.C.F Phase-II 2019-20	Inc./ Dec. %
		Per sq yds	Per sq. mtrs.			Per sq yds	Per sq. mtrs.		Per sq yds	Per sq. mtrs.		Per sq. yds	Per sq. mtrs.
1	SECTOR -14	39000	47840	3%	37000	37000	44252	0%	81000	96876	0%	81000	96876
2	SECTOR -16	37000	45448	3%	35000	35000	41860	0%	81000	96876	0%	81000	96876
3	SECTOR -17	35000	43056	3%	32000	32000	38272	0%	81000	96876	0%	81000	96876
4	SECTOR -18	26000	27000	3%	24000	24000	28704	0%	66000	78936	0%	66000	78936
5	SECTOR- 18 A	26000	26000	4%	24000	24000	28704	0%	66000	78936	0%	66000	78936
6	SECTOR -19	26000	27000	4%	25000	25000	29900	0%	66000	78936	0%	66000	78936
7	SECTOR -21A	29000	30000	3%	27000	27000	32292	0%	81000	96876	0%	81000	96876
8	SECTOR-21B	29000	30000	3%	27000	27000	32292	0%	81000	96876	0%	81000	96876
9	SECTOR -28	26000	27000	4%	25000	25000	29900	0%	61000	72956	0%	81000	96876
10	SECTOR -29	25000	26000	4%	25000	25000	29900	0%	76000	90896	0%	76000	90896
11	SECTOR- 30&31	26000	27000	4%	24000	24000	28704	0%	76000	90896	0%	71000	90896

Sub Registrar  
Faridabad

Distt. Revenue Officer  
Faridabad

Sub Divisional Officer (c)  
Faridabad

District Collector  
Faridabad



**TEHSIL FARIDABAD (COMMERCIAL COMPLEX)**

4

SR. NO.	COMMERCIAL COMPLEX AREA FARIDABAD	Collector rate for Phase-I 2019-20 (in Rs. Per Sq. Ft.) In areas between NH-2 & Fbd by pass	Proposed Rates for Phase-II 2019-20 In areas between NH-2 & Fbd by pass		Increment/Decrement	Collector rate for Phase-I, 2019-20 (in Rs. Per Sq. Ft.) In others areas including Nehar par Beyond Fbd By Pass	Proposed Rates for Phase-II, 2019-20 In others areas including Nehar par Beyond Fbd By Pass		Increment/Decrement
			Per sq feet	Per sq. mtrs.			Per sq feet	Per sq. mtrs.	
1	BASEMENT	5000	5000	53820	0%	4500	4500	48438	0%
2	GROUND FLOOR	6000	6000	64584	0%	5500	5500	59202	0%
3	FIRST FLOOR	5500	5500	59202	0%	5000	5000	53820	0%
4	SECOND FLOOR	5200	5200	55972.8	0%	4700	4700	50590	0%
5	THIRD FLOOR	5000	5000	53820	0%	4500	4500	48438	0%

**COVERED AREA**

SR. NO	Rate Of Constructed Covered Area	Collector rate for Phase-I, 2019-20 (in Rs. Per Sq. Ft.) construction upto 5 years old	Proposed Rates for Phase-II, 2019-20 (in Rs. Per Sq. Ft.) construction upto 5 years old	Dec. & Incr.	Collector rate for Phase-I, 2019-20 (in Rs. Per Sq. Ft.) construction more than 5 years	Proposed Rates for Phase-II, 2019-20 (in Rs. Per Sq. Ft.) construction more than 5 years	Decrease & Increase
1	RESIDENTIAL	1200	1200	0%	900	900	0%
2	GODOWN / SHED	700	700	0%	400	400	0%
3	SHOP / COMMERCIAL	1000	1000	0%	800	800	0%

Sub Registrar  
Faridabad

Distt. Revenue Officer  
Faridabad

Sub Divisional Officer (c)  
Faridabad


District Collector  
Faridabad





LICENSED COLONY

5

Sr. No	NAME OF COLONY	Residential Collector rate for Phase-I, 2019- 20 (in Rs. Per Sq. Yard)	Proposed Residential Collector Rates for Phase-II, 2019-20		Inc/ Dec %	Commercial Collector rate for Phase-I, 2019-20 (in Rs. Per Sq. Yard)	Proposed Commercial Collector Rates Phase-II, 2019-20		Inc/ Dec %
			Per sq yds	Per sq. mtrs.			Per sq yds	Per sq. mtrs.	
1	DURGA BUILDER COLONY	16000	20000	23920	25%	60000	61000	72956	0%
2	INDRAPRASTHA COLONY	23000	25000	29900	9%	60000	61000	72956	0%
3	SPRING FIELD COLONY	23000	25000	29900	9%	60000	61000	72956	0%
4	ASHOKA ENCLAVE	31000	32000	38272	3%	60000	61000	72956	0%
6	NEHAR PAR SECTOR-79,80,81,82,83, 84,85,86,87,88,89,90	21000	30000	35880	40%	40000	41000	49036	0%

  
Sub Registrar  
Faridabad

  
Distt. Revenue Officer  
Faridabad

  
Sub Divisional Officer (c)  
Faridabad

District Collector  
Faridabad



# FLOOR WISE / FLATS

6

Sr. No.	FLAT RATE	Collector rate for Phase-I, 2019-20 (in Rs. Per Sq. Ft.) & Sec. wise	Proposed rate Phase-II, 2019-20 (in Rs. Per Sq. Ft.) & Sec. wise	Inc./ Dec. %	Collector rate for Phase-I, 2019-20 (in Rs. Per Sq. Ft.) (Ground Floor)	Proposed rate for Phase-II, 2019-20 (in Rs. Per Sq. Ft.) (Ground Floor)	Inc./ Dec. %	Collector rate for Phase-I, 2019-20 (in Rs. Per Sq. Ft.) First floor	Proposed rate for Phase-II, 2019-20 (in Rs. Per Sq. Ft.) First floor	Inc./ Dec. %	Collector rate for Phase-I, 2019-20 (in Rs. Per Sq. Ft.) Second Floor	Proposed rate for Phase-II, 2019-20 (in Rs. Per Sq. Ft.) Second Floor	Inc./ Dec. %
1	ALL GROUP HOUSING CO-OPERATIVE SOCIETY (NEHAR PAR) Greater Faridabad.	3100	3100	0%	3100	3100	0%			0%			0%
2	HOUSING BOARD	3400	3400	0%	3400	3400	0%			0%			0%
3 (a)	FLATS OTHER LICENSED COLONY, FARIDABAD CITY.	4000	4000	0%	4000	4000	0%			0%			0%
(b)	Flat OTHER LICENSED COLONY, (NEHAR PAR) GREATER FARIDABAD with in MC area.	3400	3400	0%	3400	3400	0%			0%			0%
(c)	Flat OTHER LICENSED COLONY, (NEHAR PAR) GREATER FARIDABAD without MC area.	3400	3400	0%	3400	3400	0%			0%			0%
4	SECTOR FLOOR IN HUDA	4300	4300	0%	4300	4300	0%	4000	4000	0%	4000	4000	0%
5	FLOOR IN LICENSED COLONIES IN FARIDABAD AREA OTHER THAN IN NAHAR PAR AREA	4500	4500	0%	4500	4500	0%	4300	4300	0%	4300	4300	0%
6	OTHER FLOOR (OLD FBD)	3500	3500	0%	3500	3500	0%	3000	3000	0%	2900	2900	0%
7	FLOOR IN LICENSED COLONIES IN NAHAR PAR AREA within MC area	3700	3700	0%	3700	3700	0%	3700	3700	0%	3700	3700	0%
8	FLOOR IN LICENSED COLONIES IN NAHAR PAR AREA without MC area	3500	3500	0%	3500	3500	0%	3500	3500	0%	3500	3500	0%

Sub Registrar  
Faridabad

Distt. Revenue Officer  
Faridabad

Sub Divisional Officer (c)  
Faridabad

District Collector  
Faridabad



# TEHSIL FARIDABAD (INDL. AREA)

7

Sr No	NAME OF SECTOR/ COLONY	INDUSTRIAL				COMMERCIAL			
		Collector rate for Phase-I, 2019-20 (in Rs. Per Sq. Yard)	Proposed rate for Phase-II, 2019-20		Inc./ Dec. %	Collector rate for Phase-I, 2019-20 (in Rs. Per Sq. Yard)	Proposed rate for Phase-II, 2019-20		Inc./ Dec. %
			Per sq yds	Per sq. mtrs.			Per sq yds	Per sq. mtrs.	
1	D.L.F. UPTO 1000 Sq. Yds	10000	15000	17940	50%	56000	56000	66976	0%
	1000 Sq. Yds TO 2000 Sq. Yds	12000	12000	14352	0%	56000	56000	66976	0%
	2000 Sq. Yds TO 1 ACRE	11000	11000		0%	56000	56000	66976	0%
	1 ACRE AND ABOVE	10000	10000	11960	0%	56000	56000	66976	0%
2.	Sector 30.31, INDUSTRIAL AREA UP TO 1000 SQ. YDS.	18000	18000	21528	0%	50000	50000	59800	0%
	1000 Sq. Yds TO 2000 Sq. Yds	17000	17000	20332	0%				
	2000 Sq. Yds TO 1 ACRE	15000	15000	17940	0%				
	1 ACRE TO 2 ACRE	14000	14000	16744	0%				
	2 ACRE AND ABOVE	10000 PER SQ. YDS	10000	11960	0%				
3	ANY OTHER INDL. AREA IN FARIDABAD TEHSIL								
	UP TO 1000 Sq Yds	14000	15000	16744	8%				
	1000 Sq. Yds TO 2000 Sq. Yds	12000	12000	14352	0%				
	2000 Sq. Yds TO 1 ACRE	10000	10000	11960	0%				
	1 ACRE AND ABOVE	8000	8000	9568	0%				

Sub Registrar  
Faridabad

Distt. Revenue Officer  
Faridabad

Sub Divisional Officer (c)  
Faridabad

District Collector  
Faridabad



**TEHSIL FARIDABAD - HOSPITAL/ EDUCATIONAL/ INSTITUTIONAL**

-8

Sr. No	NAME OF SECTOR/ COLONY	HOSPITAL/ EDUCATIONAL/ INSTITUTIONAL					Inc. /Dec. %
		Collector rate for Phase-I, 2019-20 (in Rs. Per Sq. Yd)	Proposed rate for Phase-II, 2019-2020	Per sq yds	Per sq. mtrs.		
1	SECTOR 14, 16, 17, 18 & 19 / HOME/ HOSPITAL/ EDUCATIONAL (INSTITUTIONAL)						
	UP TO 1000 Sq.Yds	24000		25000	29900		4%
	1000 Sq. Yds TO 2000 Sq. Yds	22000		23000	27508		4%
	2000 Sq. Yds TO 1 ACRE	18000		19000	22724		5%
	1 ACRE AND ABOVE	14000		15000	17940		5%
	2 ACRE TO ABOVE	12000		13000	15548		5%
2	ALL OTHER SECTORS/ PROJECTS AND IN FARIDABAD CITY						
	UP TO 1000 Sq.Yds	City Faridabad	Nehar par	City Faridabad	Nehar par		
	1000 Sq. Yds TO 2000 Sq. Yds	18000	15000	18000	21528	17940	0%
	2000 Sq. Yds TO 1 ACRE	17000	14000	17000	20332	216744	0%
	1 ACRE AND ABOVE	14000	12000	14000	16744	14352	0%
	2 ACRE TO ABOVE	12000	10000	12000	14352	11960	0%
		9000	8000	9000	10764	9568	0%

Sub Registrar  
Faridabad

Distt. Revenue Officer  
Faridabad

Sub Divisional Officer (c)  
Faridabad

District Collector  
Faridabad



# HSIIDC SECTOR 30 & 31 INDL AREA

9

Sr. No	NAME OF SECTOR/ COLONY	RESIDENTIAL Collector rate for Phase-I, 2019-20 (in Rs. Per Sq. Yard)	Proposed rate for Phase-II, 2019-20		Inc. / Dec. %	COMMERCIAL Collector rate for Phase-I, 2019-20 (in Rs. Per Sq. Yard)	Proposed rate for Phase- II, 2019-20		Inc. / Dec. %
			Per sq yds	Per sq. mtrs.			Per sq yds	Per sq. mtrs.	
1	SECTOR 31 INDUSTRIAL AREA UP TO 1000 Sq. Yds	18000	18000	21528	0%	50000	50000	59800	0%
	1000 Sq. Yds TO 2000 Sq. Yds	17000	17000	20332	0%	45000	45000	53820	0%
	2000 Sq. Yds TO 1 ACRE	15000	15000	17940	0%	40000	40000	47840	0%
	1 ACRE TO 2 ACRE	14000	14000	16744	0%	30000	30000	35880	0%
	2 ACRE AND ABOVE	10000 PER SQ. YDS	10000	11960	0%	30000	30000	35880	0%
2	DISTANCE / DEPTH FROM MATHURA ROAD, UP TO 2 ACRE INSIDE								
	UP TO 1000 Sq. Yds	20000	20000	23920	0%	50000	50000	59800	0%
	1000 Sq. Yds TO 2000 Sq. Yds	18000	18000	21528	0%	50000	50000	59800	0%
	2000 Sq. Yds TO 1 ACRE	17000	17000	20332	0%	50000	50000	59800	0%
	1 ACRE TO 2 ACRE	16000	16000	19136	0%	50000	50000	59800	0%
	2 Acre and above (per acre rate)	10000 PER SQ. YDS	10000	11960	0%	30000	30000	35880	0%
	NAVIN NAGAR, CHACHER COLONY, RAMESH COLONY, CHAJJAN NAGAR, BHARAT COLONY, POWE NAGAR, BHATIA COLONY, NAIN SINGH COLONY, SARAI NAI ABADI, NAV DURGA VIHAR, GAJRAJ COLONY, HARIJAN COLONY, KRISHNA COLONY, RAJIV NAGAR, NATHU COLONY AND OTHER PLOTS FALLING WITHIN M.C.F. AREAS/ LIMITS.	RESIDENTIAL	RESIDENTIAL			COMMERCIAL	COMMERCIAL		
		13200 PER SQ. YDS	13200	15787	0%	22000	22000	26312	

Sub Registrar  
Faridabad

Distt. Revenue Officer  
Faridabad

Sub Divisional Officer (c)  
Faridabad

District Collector  
Faridabad



# COLLECTOR RATE FOR COLONIES TEHSIL FARIDABAD

10

Sr. No	NAME OF COLONY	RESIDENTIAL				COMMERCIAL			
		Rate for Phase-I, 2019-20 (in Rs. Per Sq. Yard)	Proposed Rates for Phase-II, 2019-20		Inc. / Dec. %	Rate for Phase-I, 2019-20 (in Rs. Per Sq. Yard)	Proposed rate for Phase-II, 2019-20		Inc. / Dec. %
			Per sq yds	Per sq. mtrs.			Per sq yds	Per sq. mtrs.	
1	AGARSAIN BAZAR MAIN ROAD								
2	BABA NAGAR	13000	14000	15548	8%	88000	88000	105248	0%
3	BASELWA COLONY	13000	15000	16744	23%	20000	20000	23920	0%
4	BHUR COLONY	13000	14000	15548	8%	33000	33000	39468	0%
5	OLD FARIDABAD	19000	20000	22724	6%	33000	33000	39468	0%
6	GANDHI COLONY	13000	14000	15548	8%	55000	55000	65780	0%
7	GOPI COLONY	13000	14000	15548	8%	33000	33000	39468	0%
8	KRISHNA COLONY	13000	14000	15548	8%	33000	33000	39468	0%
9	NEW BASELWA COLONY	14000	15000	16744	8%	33000	33000	39468	0%
10	RAJA GARDEN	16000	17000	19136	8%	39000	39000	46644	0%
11	OTHER LINK ROAD TO BAZAR OLD FARIDABAD				0%	55000	55000	65780	0%
12	SHASTRI COLONY	15000	16500	19734	10%	Booth = 33000 SCF = 27500	Booth = 33000 SCF = 27500	Booth = 39468 SCF = 32890	0%
13	SHIV COLONY	15000	16500	19734	10%	Booth = 33000 SCF = 27500	Booth = 33000 SCF = 27500	Booth = 39468 SCF = 32890	0%
14	SURYA NAGAR	21000	23000	27508	10%	44000	44000	52624	0%
15	VIKAS NAGAR	21000	23000	27508	10%	44000	44000	52624	0%

  
Sub Registrar  
Faridabad

  
Distt. Revenue Officer  
Faridabad

  
Sub Divisional Officer (c)  
Faridabad

District Collector  
Faridabad



# Collector Rates of Delhi Mathura Road Highway

11

Sr. No	NAME OF SECTOR/ COLONY	INDUSTRIAL			Increment/ Decrement	COMMERCIAL			Increment/ Decrement
		Rate for Phase-I, 2019-20 (in Rs. Per Sq. Yard)	Proposed rate for Phase-II, 2019-20			Rate for Phase-I, 2019-20 (in Rs. Per Sq. Yard)	Proposed rate for Phase-II, 2019-20		
			Per sq yds	Per sq. mtrs.			Per sq yds	Per sq. mtrs.	
1	Upto 1000 sq. yds.	45000	45000	53820	0%	62000	62000	74152	0%
2	More than 1000 sq. yds. to 2000 sq. yds.	35000	35000	41860	0%	52000	52000	62192	0%
3	More than 2000 sq. yds. upto less than 1 Acre	30000	30000	35880	0%	47000	47000	56212	0%
4	1 Acre and above upto 2 Acre	25000	25000	29900	0%	32000	32000	38272	0%
5	More than 2 Acre on Delhi Mathura Road	25000	25000	29900	0%	32000	32000	38272	0%

  
Sub Registrar  
Faridabad

  
Distt. Revenue Officer  
Faridabad

  
Sub Divisional Officer (c)  
Faridabad

District Collector  
Faridabad



**NOTE :**

1. The circle rate of agriculture land on National Highway/ Delhi Mathura Road to depth of two acres will be Extra 50 % of the rate mentioned in the list.
2. The circle rate of agriculture land on state highway/ schedule roads to the depth of two acres will be 40 % extra of the mentioned in the list
3. The circle rate on other road will be 25 % extra of the mentioned in the list.
4. Proof of construction to be shown at the time of registration work.
5. Upto 25 sq. yds. will be treated as commercial
6. 1000 sq. yards and below be registered as per sq. yds rates
7. Salaab Land will be  $\frac{1}{3}^{\text{rd}}$  of collector rate of ordinary agriculture land rate of the concerned village.
8. The circle rate of land which has been converted for non-agriculture purpose will be 1.5 times of circle rate of agriculture land of that revenue estate.



Sub Registrar  
Faridabad



Distt. Revenue Officer  
Faridabad



Sub Divisional Officer (c)  
Faridabad

District Collector  
Faridabad