

प्रेषक

संयुक्त सब रजिस्ट्रार  
उप-तहसील तिंगाव ।

सेवा में


उप-मण्डल अधिकारी (ना0)  
फरीदाबाद ।

क्रमांक 511 / आर. सी. दिनांक 18/11/19

विषय:-

प्रस्तावित सर्कल रेट वर्ष 2019-2020 भेजने बारे Phase-2

उपरोक्त विषय के सन्दर्भ में प्रस्तावित सर्कल रेट वर्ष 2019-2020 उचित प्रोफार्मा में तैयार करके आपकी सेवा में आगामी कार्यवाही हेतु प्रेषित हैं ।

  
संयुक्त सब रजिस्ट्रार  
उप-तहसील तिंगाव ।


**Details of Rates in Urban/Rural Area of Sub-Tehsil Tigaon**

The rates of urban/rural area for registration purpose are being divided in the following categories:- Year 2019-2020 Phase-II

Sr. No	Name of the Village	Per Acre 2018-19	Per Acre 2019-20 Phase-I	Per Acre 2019-20 Phase-II	Inc / Dec %	Resi. Per Sq.Yds 2018-19	Resi.Per Sq.Yds 2019-20 Phase-I	Resi.Per Sq.Yds 2019-20 Phase-II	Resi. Per Sq.Metre 2019-20 Phase-I	Resi. Per Sq.Metre 2019-20 Phase-II	Inc / Dec %	Comm. Per Sq. Yds 2018-19	Comm. Per Sq. Yds 2019-20 Phase-I	Comm. Per Sq. Yds 2019-20 Phase-II	Comm . Per Sq. Yds 2019-20 Phase -II	Comm. Per Sq. Metre 2019-20 Phase-I	Comm. Per Sq. Metre 2019-20 Phase-II	Inc/ Dec%
1	Tigaon	8000000	8400000	8400000	0%	8000	8400	8400	10046.4	10046.4	0%	15000	15750	15750	15750	18837	18837	0%
2	Sad Pura	8000000	8400000	8400000	0%	6000	6300	6300	7534.8	7534.8	0%	13000	13650	13650	13650	16325.4	16325.4	0%
3	Fatupura	6500000	7500000	7500000	0%	6000	6300	6300	7534.8	7534.8	0%	13000	13650	13650	13650	16325.4	16325.4	0%
4	Jasana	7000000	7350000	7350000	0%	7000	7350	7350	8790.6	8790.6	0%	13000	13650	13650	13650	16325.4	16325.4	0%
5	Kanwara	6000000	6300000	6300000	0%	6000	6300	6300	7534.8	7534.8	0%	13000	13650	13650	13650	16325.4	16325.4	0%

  
Joint Sub Registrar  
Tigaon

Distt. Revenue Officer  
Faridabad

  
Sub Divisional Officer (c)  
Faridabad

Distt. Collector  
Faridabad

**The rates of urban/rural area for registration purpose are being divided in the following categories:- Year 2019-2020 Phase-I**

Sr. No.	Name of the Village	Per Acre 2018-19	Per Acre 2019-20 Phase-I	Per Acre 2019-20 Phase-II	Inc / Dec %	Resi. Per Sq.Yds 2018-19	Resi. Per Sq.Yds 2019-20 Phase-I	Resi. Per Sq.Yds 2019-20 Phase-II	Resi. Per Sq.Metre 2019-20 Phase-I	Resi. Per Sq.Metre 2019-20 Phase-II	Inc / Dec %	Comm. Per Sq. Yds 2018-19	Comm. Per Sq. Yds 2019-20 Phase-I	Comm. Per Sq. Yds 2019-20 Phase-II	Comm. Per Sq. Metre 2019-20 Phase-I	Comm. Per Sq. Metre 2019-20 Phase-II	Incl/ Dec%
6	Dungar Pur	5000000	5200000	5200000	0%	6000	6200	6200	7415.2	7415.2	0%	13000	13400	13400	16026.4	16026.4	0%
7	RajPur Kalan	5000000	5200000	5200000	0%	6000	6200	6200	7415.2	7415.2	0%	13000	13400	13400	16026.4	16026.4	0%
8	Fulera	5000000	5200000	5200000	0%	6000	6200	6200	7415.2	7415.2	0%	13000	13400	13400	16026.4	16026.4	0%
9	Taj Pur	5000000	5200000	5200000	0%	6000	6200	6200	7415.2	7415.2	0%	13000	13400	13400	16026.4	16026.4	0%
10	Sidhola	5000000	5200000	5200000	0%	6000	6200	6200	7415.2	7415.2	0%	13000	13400	13400	16026.4	16026.4	0%
11	Sehrwak	5000000	5200000	5200000	0%	6000	6200	6200	7415.2	7415.2	0%	13000	13400	13400	16026.4	16026.4	0%
12	Amipur	4000000	4150000	4150000	0%	6000	6200	6200	7415.2	7415.2	0%	13000	13400	13400	16026.4	16026.4	0%
13	Chirsi	5000000	5200000	5200000	0%	6000	6200	6200	7415.2	7415.2	0%	13000	13400	13400	16026.4	16026.4	0%
14	Mahmud Pur	5000000	5200000	5200000	0%	6000	6200	6200	7415.2	7415.2	0%	13000	13400	13400	16026.4	16026.4	0%
15	KabulPur Panvaris	5000000	5200000	5200000	0%	6000	6200	6200	7415.2	7415.2	0%	13000	13400	13400	16026.4	16026.4	0%
16	Dhakola	5000000	5200000	5200000	0%	6000	6200	6200	7415.2	7415.2	0%	13000	13400	13400	16026.4	16026.4	0%
17	Shahbad	5000000	5200000	5200000	0%	6000	6200	6200	7415.2	7415.2	0%	13000	13400	13400	16026.4	16026.4	0%
18	Bhuepur	5000000	5200000	5200000	0%	6000	6200	6200	7415.2	7415.2	0%	13000	13400	13400	16026.4	16026.4	0%
19	Sikargath	4000000	4150000	4150000	0%	6000	6200	6200	7415.2	7415.2	0%	13000	13400	13400	16026.4	16026.4	0%
20	Kabul Pur Mehtab	4000000	4150000	4150000	0%	6000	6200	6200	7415.2	7415.2	0%	13000	13400	13400	16026.4	16026.4	0%
21	Tilori Khaddar	4500000	4650000	4650000	0%	6000	6200	6200	7415.2	7415.2	0%	13000	13400	13400	16026.4	16026.4	0%

  
Joint Sub Registrar  
Tigaon

Distt. Revenue Officer  
Faridabad

  
Sub Divisional Officer (c)  
Faridabad

Distt. Collector  
Faridabad

**TEHSIL TIGAON FARIDABAD (COMMERCIAL COMPLEX)**

**The rates of urban/rural area for registration purpose are being divided in the following categories:- Year 2019-2020 Phase-I**

Sr. No.	Commercial Complex Area	Collector Rate For 2018-2019 (In Per Sq. Feet)	Collector Rate For 2019-2020 (In Per Sq. Feet) Phase-I	Collector Rate For 2018-2019 (In Per Sq. Metre)	Collector Rate For 2019-2020 (In Per Sq. Metre) Phase-I	Collector Rate For 2019-2020 (In Per Sq. Metre) Phase-II	Incl/ Dec. %
1	BASEMENT	4500	4700	48438	50590.8	50590.8	0%
2	GROUND FLOOR	5500	5700	59202	61354.8	61354.8	0%
3	FIRST FLOOR	5000	5200	53820	55972.8	55972.8	0%
4	SECOND FLOOR	4700	4900	50590.8	52743.6	52743.6	0%
5	THIRD FLOOR	4500	4700	48438	50590.8	50590.8	0%

**COVERED AREA**

**The rates of urban/rural area for registration purpose are being divided in the following categories:- Year 2019-2020 Phase-II**

Sr. No.	CONSTRUCTED COVERED AREA	COLLECTOR RATE FOR 2018-2019 & CONSTRUCTION LESS THAN 5 YEAR (In Per Sq. Feet)	COLLECTOR RATE FOR 2019-2020 & CONSTRUCTION LESS THAN 5 YEAR (In Per Sq. Feet) Phase-I	COLLECTOR RATE FOR 2018-2019 & CONSTRUCTION MORE THAN 5 YEAR (In Per Sq. Feet)	COLLECTOR RATE FOR 2019-2020 & CONSTRUCTION MORE THAN 5 YEAR (In Per Sq. Feet) Phase-I	COLLECTOR RATE FOR 2019-2020 & CONSTRUCTION MORE THAN 5 YEAR (In Per Sq. Feet) Phase-II	Incl/ Dec. %
1	RESIDENTIAL	1200	1200	1200	900	900	0%
2	GODOWN / SHED	700	700	700	400	400	0%
3	SHOP/ COMMERCIAL	1000	1000	1000	800	800	0%

  
Joint Sub Registrar  
Tigaon

Distt. Revenue Officer,  
Faridabad

  
Sub Divisional Officer (c)  
Faridabad

Distt. Collector,  
Faridabad

**R- ZONE AREA / VILLAGES**

**The rates of urban/rural area for registration purpose are being divided in the following categories:- Year 2019-2020 Phase-I**

Sr. No.	Name of the Village	Per Acre 2018-19	Per Acre 2019-20 Phase-I	Per Acre 2019-20 Phase-II	Inc / Dec %	Resi. Per Sq. Yds		Comm. Per Sq. Yds 2018-19	Comm. Per Sq. Yds 2019-20 Phase-I	Comm. Per Sq. Yds 2019-20 Phase-II	Inc / Dec %	Resi. Per Sq. Metre 2019-20 Phase-I	Resi. Per Sq. Metre 2019-20 Phase-II	Comm. Per Sq. Metre 2019-20 Phase-I	Comm. Per Sq. Metre 2019-20 Phase-II	Incl/ Dec %
						Sq. Yds 2018-19	Sq. Yds 2019-20 Phase-I									
1	MIRJAPUR	15000000	15500000	15500000	0%	12,000	12,500	30,000	30,500	30,500	0%	14950	14950	36478	36478	0%
2	FAZZU PUR NEEMKA	15000000	15500000	15500000	0%	12,000	12,500	30,000	30,500	30,500	0%	14950	14950	36478	36478	0%
3	NEEMKA	15000000	15500000	15500000	0%	12,000	12,500	30,000	30,500	30,500	0%	14950	14950	36478	36478	0%
4	FARIDPUR	12000000	12500000	12500000	0%	12,000	12,500	30,000	30,500	30,500	0%	14950	14950	36478	36478	0%

**FLATS**

**The rates of urban/rural area for registration purpose are being divided in the following categories:- Year 2019-2020 Phase-I**

SR. NO	FLATE RATE	COLLECTOR RATE FOR 2018-2019 (Per Sq. Feet)		COLLECTOR RATE FOR 2019-2020 (Per Sq. Feet)		COLLECTOR RATE FOR 2018-2019 (Per Sq. Metre)	COLLECTOR RATE FOR 2019-2020 (Per Sq. Metre) Phase-I	COLLECTOR RATE FOR 2019-2020 (Per Sq. Metre) Phase-II	Incl/ Dec. %
		2800	2800	2800	2800				
1	All Group Housing Co-Operative Society	2800	2800	2900	2900	30139.2	31215.6	31215.6	0%
2	Housing Board	2800	2800	2900	2900	30139.2	31215.6	31215.6	0%
3	All licensed colony	3300	3300	3400	3400	35521.2	36597.6	36597.6	0%

*Am*  
Joint Sub Registrar  
Tigaon

Distt. Revenue Officer,  
Faridabad

*Am*  
Sub-Divisional Officer (c)  
Faridabad

Distt. Collector,  
Faridabad




**TEHSIL TIGAON HOSPITAL'S / EDUCATIONAL / INSTITUTIONAL / NURSING HOME / IND. AREAS**

SR NO	NAME OF SECTOR / COLONY & ALL OTHER	COLLECTOR RATE FOR HOSPITAL / EDUCATIONAL / INSTITUTIONAL / NURSING HOME / AREA 2018-2019	COLLECTOR RATE FOR HOSPITAL / EDUCATIONAL / INSTITUTIONAL / NURSING HOME / AREA 2019-2020 Phase-I	COLLECTOR RATE FOR HOSPITAL / EDUCATIONAL / INSTITUTIONAL / NURSING HOME / AREA 2019-2020 Phase-I	COLLECTOR RATE FOR HOSPITAL / EDUCATIONAL / INSTITUTIONAL / NURSING HOME / AREA 2019-2020 Phase-II	Inc/ Dec. %
1	UP TO 1000 SQ YARDS	15000	15500	15500	15500	0%
	UP TO 836.12 SQ METRE	17940	18538	18538	18538	
2	MORE THAN 1000 SQ YDS TO 2000	14000	14400	14400	14400	0%
	MORE THAN 836.12 SQ METRE 1672.24	16744	17222.4	17222.4	17222.4	
3	MORE THAN 2000 SQ YARDS UP TO LESS THAN 1 ACRE	12000	12300	12300	12300	0%
	MORE THAN 1672.24 SQ METRE UP TO LESS THAN 1 ACRE	14352	14710.8	14710.8	14710.8	
4	1 ACRE AND ABOVE UP TO 2 ACRE	10000	10200	10200	10200	0%
5	2 ACRE AND ABOVE	8000	8100	8100	8100	0%

  
Joint Sub Registrar  
Tigaon

Distt. Revenue Officer,  
Faridabad

  
Sub Divisional Officer (c)  
Faridabad

Distt. Collector,  
Faridabad

MISCELLANEOUS

SR. NO	TYPE	COLLECTOR RATE FOR THE YEAR 2018-2019	COLLECTOR RATE FOR THE YEAR 2019-2020 Phase-I	COLLECTOR RATE FOR THE YEAR 2019-2020 Phase-II	Increase/ Decrease %
1	Industrial Plots in Sectors	6200	6400	6400	0%
	Industrial Plots in Sectors (Sq Metre)	7415.2	7654.4	7654.4	
2	Industrial Plots in Other Places	5500	5650	5650	0%
	Industrial Plots in Other Places (Sq Metre)	6578	6757.4	6757.4	
3	Residential Plots in licensed colony	15000	15600	15600	0%
	Residential Plots in licensed colony (Sq Metre)	17940	18657.6	18657.6	
4	Residential Plots in HUDA Sector	11000	11500	11500	0%
	Residential Plots in HUDA Sector (Sq Metre)	13156	13754	13754	
5	Commercial Plots in licensed colony & Sector	30000	31000	31000	0%
	Commercial Plots in licensed colony & Sector (Sq Metre)	35880	37076	37076	

Joint Sub Registrar  
Tigaon

Distt. Revenue Officer,  
Faridabad

Sub Divisional Officer (c)  
Faridabad

Distt. Collector,  
Faridabad



**NOTE**

1. The Circle rate on other road will be 20% extra of the mentioned in the list.
2. Prof of construction to be shown at the time of registration work.
3. 25 SQ. YDS will be treated as Commercial.
4. 1000 SQ. YDS and below be registration as per SQ. YDS. Rates.
5. Salab Land will be 1/3<sup>rd</sup> of Collector rate of ordinary agriculture land rate of the concerned village.
6. The Circle rate of land which has been converted for non-agriculture purpose will be 1.5 time of circle rate of agriculture land of the revenue estate.

  
Joint Sub Registrar  
Tigaon

Distt. Revenue Officer  
Faridabad

  
Sub Divisional Officer (c)  
Faridabad

Distt. Collector  
Faridabad