

प्रेषक

तहसीलदार
बडखल।


सेवा में

उपमण्डल अधिकारी (ना०),
बडखल।

क्रमांक /आर०सी० दिनांक

विषय:- Fixation of Collector Rates for the year 2019-2020 for
the purpose of registration of immoveble property.


उपरोक्त विषय पर आपसे अनुरोध है कि आपके आदेश की पालना में तहसील
बडखल जिला फरीदाबाद के कलैक्टर रेट वर्ष 2019-2020 फेस-2 के लिये निर्धारित
प्रोफोर्मा तैयार करके इस पत्र के साथ संलग्न करके आपकी सेवा में प्रेषित किय जाते है।


तहसीलदार
बडखल।

✓ पृ० क्रमांक 144 आर०सी०/

दिनांक 7/11/19

इसकी एक प्रति उपायुक्त महोदय फरीदाबाद की सेवा में सूचनार्थ एवं
आवश्यक कार्यवाही हेतु प्रेषित है।


तहसीलदार
बडखल।

**COLLECTOR RATES SITUATED
WITHIN TEHSIL BADKHAL DISTRICT
FARIDABAD FOR THE YEAR
2019-2020 (OCTOBER)
PHASE-II**

RATES OF THE LAND SITUATED WITHIN TEHSIL BADKHAL DISTT. FARIDABAD FOR THE YEAR 2019-2020

Name of Villages	Per Acre 2018-19 October	Per Acre 2019-20 April	Per Acre 2019-20 October	Incl/Dec %	Residential Per SqYds 2018-19 October	Residential Per Sqmtr 2019-20 April	Residential Per SqYds 2019-20 April	Residential Per SqYds 2019-20 October	Incl/Dec %	Commercial Per Sq. Yds 2018-19	Commercial Per Mtr. 2019-20 April	Commercial Per Sq. Yds 2019-20 April	Commercial Per Sq. Yds 2019-20 October	Incl/Dec %	Remarks
0															
1	LAKAR PUR	12800000	13000000	0%	15500	20349.63	17000	17000	0	20000	26334.82	22000	22000	0	
2	ANANG PUR	7000000	9000000	0%	12400	17955.56	15000	15000	0	17000	21546.67	18000	18000	0	
3	SARAI KHAWAJA	15000000	15000000	0%	22000	26334.82	22000	22000	0	25000	29925.93	25000	25000	0	
4	MEWLA MAHARAJPUR	12500000	12500000	0%	15500	19152.59	16000	16000	0	20000	23940.74	20000	20000	0	
5	ANKHIR	7000000	7000000	0%	14500	17955.56	15000	16000	6.6	20000	26334.82	22000	22000	0	As per market value
6	BADKHAL	7000000	8000000	0%	13500	16758.52	14000	16000	14.2	22000	26334.82	22000	22000	0	As per market value
7	DAULTABAD	Not Determined	Not Determined	0%	20000	23940.74	20000	20000	0	20000	23940.74	20000	20000	0	
8	AJRONDA	Not Determined	Not Determined	0%	20000	23940.74	20000	20000	0	25000	29925.93	25000	25000	0	
9	SARAN GAON	Not Determined	Not Determined	0%	15000	17955.56	15000	16000	6.6	22000	26334.82	22000	25000	13.6	As per market value
10	NANGLA GUJRAN	9000000	10000000	0%	12400	14843.26	12400	12400	0	17000	20349.63	17000	17000	0	
11	GALI PUR	9000000	10000000	0%	10300	12329.48	10300	10300	0	14000	16758.52	14000	14000	0	
12	BAJRI	8000000	9000000	0%	8000	9576.297	8000	8000	0	14000	16758.52	14000	14000	0	
13	DABUA	15000000	15000000	0%	15000	17955.56	15000	15000	0	30000	35911.11	30000	30000	0	
14	NAWADA KOH	9000000	10000000	0%	12400	15561.48	13000	13000	0	20000	26334.82	22000	22000	0	
15	BHANKRI	9000000	10000000	0%	9000	10773.33	9000	9000	0	16000	19152.59	16000	16000	0	
16	PALI	8000000	8500000	0%	9000	10773.33	9000	9000	0	16000	19152.59	16000	16000	0	
17	PAKHAL	6000000	6500000	0%	8000	9576.297	8000	8000	0	14000	16758.52	14000	14000	0	
18	KHERI GUJRAN	6000000	6500000	0%	8000	9576.297	8000	8000	0	14000	16758.52	14000	14000	0	

Sub Registrar
Badkhal

Distt. Revenue Officer
Faridabad

Sub Divisional Officer ©
Badkhal

Distt. Collector
Faridabad

STATES OF THE LAND SITUATED WITHIN TEHSIL BADKHAL DISTT. FARIDABAD FOR THE YEAR 2019-2020

Sl. No.	Name of Sector	Residential Per Sq. Yds 2019-20 April	Residential Per Sq. Yds 2019-20 October	Inc. / Dec	Booth Per SqYds 2018-19 October	Booth Per SqYds 2019-20 April	Booth Per Sq Mtrs. 2019-20 April	Booth Per SqYds 2019-20 October	Inc/ Dec %	S.C.F Per Sq. Yds 2018-19 October	S.C.F Per Sq. Yds 2019-20	S.C.F Per Sq. Mtr. 2019-20	S.C.F Per Sq. Yds 2019-20 October	Inc/ Dec %	Remark
1	SECTOR - 12				45000	45000	53866.67	45000	0%					0%	
2	SECTOR -15	41000	41000	0%	95000	95000	113718.5	95000	0%	90000	90000	107733.3	90000	0%	
3	SECTOR -15A	36000	40000	0%	70000	70000	83792.6	70000	0%	75000	75000	89777.78	75000	0%	
4	SECTOR -16A	33000	38000	0%	80000	80000	95762.97	80000	0%	75000	75000	89777.78	75000	0%	
5	SECTOR -21C	32000	34000	0%	85000	85000	101748.2	85000	0%	75000	75000	89777.78	75000	0%	
6	SECTOR -21D	28500	32000	0%	85000	85000	101748.2	85000	0%	75000	75000	89777.78	75000	0%	
7	SECTOR -37	33000	38000	0%	85000	85000	101748.2	85000	0%	75000	75000	89777.78	75000	0%	
8	SECTOR - 45 & 48	25500	30000	0%	60000	60000	71822.23	60000	0%	55000	55000	65837.04	55000	0%	
9.	SECTOR -46	25500	30000	0%	60000	60000	71822.23	60000	0%	55000	55000	65837.04	55000	0%	

Sub Registrar
Badkhal

Distt. Revenue Officer
Faridabad

Sub Divisional Officer ©
Badkhal

Distt. Collector
Faridabad

TEHSIL BADKHAL (COMMERCIAL COMPLEX)/IT Floor

SR. NO.	COMMERCIAL COMPLEX AREA FARIDABAD	Collector rate for 2018-19 October (in Rs. Per Sq. Ft.)	Collector rate for 2019-20 April (InRs. Per Sq. Ft.)	Collector rate for 2019-20 October (InRs. Per Sq. Ft.)	Collector rate for 2019-20 October (InRs. Per Sq. Ft.)	Decrease & Increase	Remarks
1	BASEMENT	5000	5000	5000	5000	0%	
2	GROUND FLOOR	6000	6500	6500	6500	0%	
3	FIRST FLOOR	5500	6000	6000	6000	0%	
4	SECOND FLOOR	5200	5500	5500	5500	0%	
5	THIRD FLOOR	5000	5000	5000	5000	0%	
6	Fourth Floor		4500	4500	4500	0%	
7	Fifth Floor & above IT Floor		4200	4200	4200	0%	

COVERED AREA

SR.NO	RATE OF CONSTRUCTED COVERED AREA	Collector rate for 2018-19 (in Rs. Per Sq. Ft.) construction upto 5 years old	Collector rate for 2019-20 April (in Rs. Per Sq. Ft.) construction upto 5 years old	Collector rate for 2019-20 October (in Rs. Per Sq. Ft.) construction upto 5 years old	Dec. & Incr.	Collector rate for 2018-19 (in Rs. Per Sq. Ft.) construction more than 5 years old	Collector rate for 2019-20 April (in Rs. Per Sq. Ft.) construction more than 5 years	Collector rate for 2019-20 October (in Rs. Per Sq. Ft.) construction more than 5 years	Decrease & Increase
1	RESIDENTIAL	1200	1200	1200	0%	900	900	900	0%
2	GODOWN / SHED	700	700	700	0%	400	400	400	0%
3	SHOP / COMMERCIAL	1000	1000	1000	0%	800	800	800	

Sub Registrar
Badkhal

Distt. Revenue Officer
Faridabad

Sub Divisional Officer ©
Badkhal

Distt. Collector
Faridabad

LICENSED COLONY

NAME OF COLONY	Residential Collector rate for 2018-19 (in Rs. Per Sq. Yard) October	Residential Collector rate for 2019-20 (in Rs. Per Sq. Mtrs.) April	Residential Collector rate for 2019-20 (in Rs. Per Sq. Yard) April	Residential Rate for 2019-20 (in Rs. Per Sq. Yard) October	Incl/Dec %	Commercial Collector rate for 2018-19 (in Rs. Per Sq. Yard) October	Commercial Collector rate for 2019-20 (in Rs. Per Sq. Mtr.) April	Commercial Collector rate for 2019-20 (in Rs. Per Sq. Yard) April	Commercial Rate for 2019-20 (in Rs. Per Sq. Yard) October	Incl/Dec %	Remarks
1. EROS COLONY	33000	39502.22	33000	33000	0%	60000	71822.23	60000	60000	0%	
2. CHARMWOOD COLONY	33000	39502.22	33000	33000	0%	60000	71822.23	60000	60000	0%	
3. GREEN FIELD CLOLONY	30000	35911.11	33000	33000	0%	60000	71822.23	60000	60000	0%	
4. KANT ENCLAVE	25000	29925.93	25000	25000	0%	60000	71822.23	60000	60000	0%	
5. SEC-49 SAINIK COLONY	25000	29925.93	28000	28000	0%	55000	65837.04	55000	55000	0%	
6. OMAXE Gurukul Road	40000	47881.48	40000	40000	0%	80000	95762.97	80000	80000	0%	
7. Green Valley		39502.2	35000	35000	0%	60000	71822.23	60000	60000	0%	
8. Lakewood			Upto 500 Yds. 35000	Above 500 Yds. 33000		60000	60000	60000	60000	0%	

FLOOR WISE / FLATS

Sr. NO	FLAT RATE	Collector rate for 2019-20 (in Rs. Per Sq. Ft.) (Ground Floor) April	Collector rate for 2019-20 (in Rs. Per Sq. Ft.) (Ground Floor) October	Incl. / Dec %	Collector rate for 2018-19 (in Rs. Per Sq. Ft.) First floor October	Collector rate for 2019-20 (in Rs. Per Sq. Ft.) First floor April	Collector rate for 2019-20 (in Rs. Per Sq. Ft.) First floor October	Collector rate for 2019-20 (in Rs. Per Sq. Ft.) First floor October	Incl. / Dec %	Collector rate for 2018-19 (in Rs. Per Sq. Ft.) Second Floor April	Collector rate for 2018-19 (in Rs. Per Sq. Ft.) Second Floor October	Incl. / Dec %	Rate for 2018-19 (in Rs. Per Sq. Ft.) Third Floor & Fourth Floor April	Rate for 2018-19 (in Rs. Per Sq. Ft.) Third Floor & Fourth Floor October	Incl. / Dec %	Remarks
1	ALL GROUP HOUSING CO-OPERATIVE SOCIETY, Faridabad City, including Surajkund Road.	4200	4200	0%												
2	HOUSING BOARD	3500	3500	0%												
3	FLATS OTHER LICENSED COLONY, FARIDABAD CITY.	4000	4000	0%												
(b)	FLATS IN LICENSED PROJECT ON SURAJ KUND ROAD	5000	5000	0%												
4	SECTOR FLOOR IN HUDA	4500	4500	0%	4300	4300	4300	4300	0%	4300	4300	0%	4100	4100	0%	
5	FLOOR IN LICENSED COLONIES IN FARIDABAD	4500	4500	0%	4300	4300	4300	4300	0%	4300	4300	0%	4100	4100	0%	
6	OTHER FLOOR(NITFBD)	3500	3500	0%	3000	3000	3000	3000	0%	3000	3000	0%	2800	2800	0%	

Sub Registrar
Badkhal

Distt. Revenue Officer
Faridabad

Sub Divisional Officer @
Badkhal

Distt. Collector
Faridabad

LECTOR RATE TEHSIL BADKHAL INDUSTRIAL AREA

Sr. No.	Name of Colony	INDUSTRIAL	INDUSTRIAL	INDUSTRIAL	Incl/Dec. %	Commercial	Commercial	Commercial	Commercial	Incl/Dec. %	Remarks
		Collector rate for 2018-19 (in Rs Per Sq. Yard.) October	Collector rate for 2019-20 (in Rs Per Sq. Yard.) April	Collector rate for 2019-20 (in Rs Per Sq. Yard.) October		Collector rate for 2018-19 (in Rs Per Sq. Yard.) October	Collector rate for 2019-20 (in Rs Per Sq. Yard.) April	Collector rate for 2019-20 (in Rs Per Sq. Yard.) October			
1	N.I.T. INDUSTRIAL AREA										
	UP TO 1000 SQ. YDS.	18000	17000	17000	0	56000	56000	56000	0		
	1000 SQ. YDS. TO 2000 SQ. YDS	15000	14000	14000	0	56000	56000	56000	0		
	2000 SQ. YDS TO 1 ACRE	12000	13000	13000	0	56000	56000	56000	0		
2	1 ACRE AND ABOVE	10000	11000	11000	0	56000	56000	56000	0		
	SECTOR 27 INDUSTRIAL AREA										
	UP TO 1000 SQ. YDS.	16000	17000	17000	0	56000	56000	56000	0		
	1000 SQ. YDS. TO 2000 SQ. YDS	14000	15000	15000	0	56000	56000	56000	0		
	2000 SQ. YDS TO 1 ACRE	12000	13000	13000	0	56000	56000	56000	0		
	1 ACRE AND ABOVE	10000	11000	11000	0	56000	56000	56000	0		
3	SARAI KHAWAJA UPTO 1000SQ YDS	16000	17000	17000	0	53000	53000	53000	0		
	1000 SQ. YDS. TO 2000 SQ. YDS	15000	15000	15000	0	53000	53000	53000	0		
	2000 SQ. YDS TO 1 ACRE	14000	14000	14000	0	53000	53000	53000	0		
	1 ACRE AND ABOVE	12000	12000	12000	0	53000	53000	53000	0		
4	ANY OTHER INDL. AREA IN BADKHAL TEHSIL										
	UP TO 1000 SQ. YDS.	16000	16000	16000	0						
	1000 SQ. YDS. TO 2000 SQ. YDS	14000	14000	14000	0						
	2000 SQ. YDS TO 1 ACRE	12000	12000	12000	0						
	1 ACRE AND ABOVE	10000	11000	11000	0						

Sub Registrar,
Badkhal


Distt. Revenue Officer,
Faridabad


Sub Divisional Officer,
Badkhal


Distt. Collector,
Faridabad

HOSPITAL/ EDUCATIONAL/ INSTITUTIONAL

Sr. No	NAME OF SECTOR/ COLONY	Collector Rate for 2018-19 (in Rs. Per Sq. Yard) October	Collector Rate for 2019-20 (in Rs. Per Sq. Yard) April	Collector Rate for 2019-20 (in Rs. Per Sq. Yard) October	Inc. / Dec. %	Commercial Rates 2018-19 Only Sec 20	Commercial Rates 2019-20 Only Sec 20 April	Commercial Rates 2019-20 Only Sec 20 October	Inc. / Dec. %	Remarks					
1	SECTOR 20 HOME/ HOSPITAL/ EDUCATIONAL (INSTITUTIONAL)	UP TO 1000 Sq. Yds	45000	40000	40000	0%	55000	55000	55000	0%					
			1000 Sq. Yds TO 2000 Sq. Yds	35000	35000	35000	0%	45000	45000	45000	0%				
			2000 Sq. Yds TO 1 ACRE	30000	30000	30000	0%	40000	40000	40000	0%				
			1 ACRE AND ABOVE	25000	25000	25000	0%	25000	25000	25000	0%				
			2 ACRE TO ABOVE	25000	25000	25000	0%	25000	25000	25000	0%				
			2	SECTOR 21-C, 21-D /HOME/ HOSPITAL/ EDUCATIONAL (INSTITUTIONAL)	UP TO 1000 Sq. Yds	20000	22000	22000	0%						
						1000 Sq. Yds TO 2000 Sq. Yds	18000	20000	20000	0%					
						2000 Sq. Yds TO 1 ACRE	17000	19000	19000	0%					
						1 ACRE AND ABOVE	13000	15000	15000	0%					
						2 ACRE TO ABOVE	12000	14000	14000	0%					


Sub Registrar
Badkhal


Distt. Revenue Officer
Faridabad


Sub Divisional Officer ©
Badkhal


Distt. Collector
Faridabad

LECTOR RATES OF DELHI MATHURA ROAD HIGHWAY

Sr. No	NAME OF SECTOR/ COLONY	Residential Collector rate for 2018-19 (in Rs. Per Sq. Yard) October	Residential Collector rate for 2019-20 (in Rs. Per Sq. Yard) April	Residential Collector rate for 2019-20 (in Rs. Per Sq. Yard) October	Residential Collector rate for 2019-20 (in Rs. Per Sq. Yard) October	Inc. / Dec. %	Commercial Collector rate for 2018-19 (in Rs. Per Sq. Yard) April & October	Commercial Collector rate for 2019-20 (in Rs. Per Sq. Yard) April	Commercial Collector rate for 2019-20 (in Rs. Per Sq. Yard) October	Inc. / Dec. %	Remarks
1	DISTANCE / DEPTH FROM MATHURA ROAD, UP TO 2 ACRE INSIDE UP TO 1000 Sq. Yds	20000	22000	22000	22000	0%	50000	60000	60000	0%	
	1000 Sq. Yds TO 2000 Sq. Yds	18000	20000	20000	20000	0%	45000	50000	50000	0%	
	2000 Sq. Yds TO 1 ACRE	17000	19000	19000	19000	0%	40000	45000	45000	0%	
	1 ACRE TO 2 ACRE	16000	18000	18000	18000	0%	30000	35000	35000	0%	
	2 Acre and above (per acre rate)	10000	12000	12000	12000	0%	30000	32000	32000	0%	

COLLECTOR RATES OF DELHI MATHURA ROAD HIGHWAY INDUSTRIAL

Sr. No	NAME OF SECTOR/ COLONY	INDUSTRIAL Collector rate for 2018-19 (in Rs. Per Sq. Yard) October	INDUSTRIAL Collector rate for 2019-20 (in Rs. Per Sq. Yard) April	INDUSTRIAL Collector rate for 2019-20 (in Rs. Per Sq. Yard) October	INDUSTRIAL Collector rate for 2019-20 (in Rs. Per Sq. Yard) October	Inc. / Dec. %	COMMERCIAL Collector rate for 2018-19 (in Rs. Per Sq. Yard) April & October	COMMERCIAL Collector rate for 2019-20 (in Rs. Per Sq. Yard) April	COMMERCIAL Collector rate for 2019-20 (in Rs. Per Sq. Yard) October	Inc. / Dec. %	Remarks
1	Upto 1000 sq. yds.	43000	43000	43000	43000	0%	60000	60000	60000	0%	
2	More than 1000 sq. yds. To 2000 sq. yds.	33000	33000	33000	33000	0%	50000	50000	50000	0%	
3	More than 2000 sq. yds. Upto less than 1 Acre	28000	28000	28000	28000	0%	45000	45000	45000	0%	
4	1 Acre and above upto 2 Acre	23000	23000	23000	23000	0%	30000	35000	35000	0%	
5	More than 2 Acre on Delhi Mathura Road	23000	23000	23000	23000	0%	30000	32000	32000	0%	

Sub Registrar
Badkhal

Distt. Revenue Officer
Faridabad

Sub Divisional Officer ©
Badkhal

Distt. Collector
Faridabad

COLLECTOR RATE FOR COLONIES TEHSIL BADKHAL

Sl. No	Name of Colony	Residential	Residential	Residential	Incl/ Dec. %	Commercial	Commercial	Commercial	Commercial	Incl/ Dec. %	Remarks
		Collector rate for 2018-19 (in Rs Per Sq. Yard.)	Collector rate for 2019-20 (in Rs Per Sq. Yard.)	Collector rate for 2019-20 (in Rs Per Sq. Yard.) October		Collector rate for 2018-19 (in Rs Per Sq. Yard.) October	Collector rate for 2019-20 (in Rs Per Sq. Yard.) April	Collector rate for 2019-20 (in Rs Per Sq. Yard.) October			
1	DABUA COLONY	15000	15000	15000	0	30000	30000	30000	0		
2	INDRA COLONY	15000	15000	15000	0	30000	30000	30000	0		
3	JAWAHAR/SARAN COLONIES	15000	16000	16000	0	22000	25000	25000	0		
4	NEELAM BATA ROAD					60000	75000	75000	0		
5	NEW COLONY (OPP. RLY STN)	15000	15000	15000	0	30000	30000	30000	0		
6	S.G.M. NAGAR	15000	16000	16000	0	35000	35000	35000	0		
7	Sanjay colony	15000	16000	16000	0	35000	35000	35000	0		
8	B.K. - K.C. ROAD					100000	100000	100000	0		
9	OPP. B.K. HOSPITAL					100000	100000	100000	0		
10	HARDWARE CHOWK TO B.K. CHOWK					125000	125000	125000	0		
11	NEELAM TO RAILWAY ROAD					100000	100000	100000	0		
12	N.H.-1 (UPTO 100 SQ.YDS.)	30000	32000	32000	0	90000	90000	90000	0	New Introduced	
	N.H.-1 (above 101 to 500 SQ.YDS.)	30000	28000	28000	0	90000	90000	90000	0		
	N.H.-1 (MORE THAN 1500 SQ. YDS.)	30000	26000	26000	0	30000	35000	35000	0		
13	N.H.-2 (UPTO 100 SQ.YDS.)	30000	32000	32000	0	70000	70000	70000	0	New Introduced	
	N.H.-2 (above 101 to 500 SQ.YDS.)	30000	28000	28000	0	70000	70000	70000	0		
	N.H.-2 (MORE THAN 1500 SQ. YDS.)	30000	26000	26000	0	70000	70000	70000	0		
14	N.H.-2 (UPTO 100 SQ.YDS.)	30000	32000	32000	0	70000	70000	70000	0	New Introduced	
	N.H.-3 (more than 101 Sq. Yds.)	30000	32000	32000	0	70000	70000	70000	0	New Introduced	
15	N.H.-4 (UPTO 100 SQ.YDS.)	30000	32000	32000	0	70000	70000	70000	0	New Introduced	
	N.H.-4 (more than 101 Sq. Yds.)	30000	32000	32000	0	70000	70000	70000	0	New Introduced	
16	N.H.-5 (UPTO 100 SQ.YDS.)	30000	32000	32000	0	70000	70000	70000	0	New Introduced	
	N.H.-5	30000	32000	32000	0	70000	70000	70000	0		
17	1-2 CHOWK MAIN MARKET TO PHAWDA SINGH CHOWK & GURUDWARA CHOWK					60000	70000	70000	0		
18	NEHRU GROUND (1 TO 150 Sq. Yds)					60000	70000	70000	0		
	NEHRU GROUND Above 151		45000	45000		60000	70000	70000	0		
19	FRONITER COLONY	18000	20000	20000	0	40000	45000	45000	0		
20	FRUIT GARDAN	30000	35000	35000	0	45000	45000	45000	0		
21	DAYAL BAGH COLONY	22000	26000	26000	0	50000	55000	55000	0		

Sub Registrar,
Badkhal

Distt. Revenue Officer,
Faridabad

Sub Divisional Officer(C),
Badkhal

Distt. Collector,
Faridabad


RATES OF THE LAND SITUATED WITHIN TEHSIL BADKHAL , DISTT. FARIDABAD FOR THE YEAR 2019-2020

Sr. No.	Name of Villages	GairmumkinPahar Per Acre 2018-2019	GairmumkinPahar Per Acre 2019-2020	Gairmumkin Pahar Per Acre 2019-2020 October	Incl/ Dec %
1	Anangpur	2700000	2700000	2700000	0
2	Ankir	2700000	3300000	3300000	0
3	Badkhal	2700000	2700000	2700000	0
4	Lakarpur	4000000	4800000	4800000	0
5	MewlaMaharajPur	3000000	3300000	3300000	0
6	Pali	2500000	2500000	2500000	0


NOTE :-

1. The circle rate of agriculture land on National Highway/ Delhi Mathura Road to depth of two acres will be Extra 50 % of the rate mentioned in the list.
2. The circle rate of agriculture land on state highway/ schedule roads to the depth of two acres will be 40 % extra of the mentioned in the list
3. The circle rate on other road will be 25 % extra of the mentioned in the list.
4. Proof of construction to be shown at the time of registration work.
5. Upto 25 sq. yds. will be treated as commercial
6. 1000 sq. yards and below be registered as per sq. yds rates
7. Salaab Land will be 1/3rd of collector rate of ordinary agriculture land rate of the concerned village.
8. The circle rate of land which has been converted for non-agriculture purpose will be 1.5 times of circle rate of agriculture land of that revenue estate.
9. The collector circle rate for 3rd Floor and 4th Floor will remain same as 2nd floor.


Sub Registrar
Badkhal


Distt. Revenue Officer
Faridabad


Sub Divisional Officer(c)
Badkhal


Distt. Collector
Faridabad